

Primary Orientation

**Bienvenue
à
LeMarchant-
St. Thomas**



**Welcome
to
LeMarchant-
St. Thomas**

2023-24

Welcome!

Click the link below for a virtual tour of our school!

<https://www.youtube.com/watch?v=JSI8lwDYyXw>

Our mascot



Lou the Lion

Community Tile Mosaic



Created collaboratively by students and Art specialists.

School Logo



Originally designed by an LMST student

Introductions

Principal/La directrice
Moira Cavanaugh

Vice Principal/Le directeur adjointe
Gabe Rose

Teachers / Les Enseignants

Mlle De Palma, Mme Lacroix, Mme Steed, Mme JZelios, and Ms. Kettle

School Advisory Council

Lindsay Gallivan

Home and School Association


Christine Eisenhauer & Mary McHenry

Green Space Committee

Lizzie Moore & Tricia Barry



Communication is #1



Emails & newsletters from the school
& classroom teachers



School Website - <https://lmt.hrce.ca/>



Follow @LeMarchantElem on twitter



HRCE WEBSITE - <https://www.hrce.ca/>

Communication is #1

Parent – Teacher Communications

Communicating Student Learning is done in a variety of ways:

- Report Card
- Agenda
- Email
- Phone call
- Newsletter



How can you best prepare your child for grade primary?

Read to your child daily.

Teach your child to...

- write their name
- zip/unzip their coat
- tie shoelaces
- use scissors properly
- use public washrooms
- pack/unpack backpack

Play games that require turn-taking and/or counting with simple rules.



How can you best prepare your child for grade primary?

Visit the school playground and show your child where they will play and learn.

Practice opening yogurt, pudding, juice boxes, snacks, etc. independently

Set up playdates to encourage waiting for his/her turn.



How can you best prepare your child for grade primary?

Encourage use of scissors and crayons.

Help your child learn how to print their first name using lower case letters.



Our Bell Schedule

8:35- Supervision begins/Early entrance

8:45- Entry bell

8:55- Classes begin

10:25- Mid morning Recess

11:55- Staggered Lunch (*Eat in their classrooms*)

12:55- Classes resume

2:55- Primary-Grade 6 Dismissal




The First Day of School

Before the first day of school, you will receive an introductory phone call from your child's teacher. They will tell you how to find them on the first day of school. Each class will have an assigned balloon color.



On the first day, parents are asked drop their children off at the main doors. Please practice walking to the main doors the week before school starts.



Before & After School Care

- Excel

[EXCEL | Halifax Regional Centre for Education](#)



- LSC (*Dalhousie*)

[University Children's Centre :: Life Sciences](#)



- Peter Green Hall


[Peter Green Hall Childrens Centre](#)



A Caring School Community

Students, parents, teachers, support staff, principals, and regional centres share responsibility for creating a school-wide approach to maintaining a positive and inclusive school climate. This is a climate where all students are supported to develop healthy relationships, make good choices, and achieve success in their learning.





The provincial school code of conduct policy applies to all public schools in the Province of Nova Scotia. All students and school members in Nova Scotia are required to follow this provincial school code of conduct policy, which is governed by the Education Act.

Student Safety

For the safety of our students,
the doors are locked at all times.

Please see parent/guardian
handbook for student safety
protocols.

If students arrive late, students
must check into the main office.

Several safety drills are practiced
on
a regular basis to ensure everyone
understands all safety precautions.



Walking and Wheeling to School

The families & the staff who attend LMST are committed to providing their children with a safe and healthy start every day by promoting as much as possible safe walking or wheeling to school.



Why walk to school?

- ★ It's good for your children
- ★ It's good for your family
- ★ It's good for the community
- ★ It's good for the environment

Too pressed for time to walk with your child every day?

Buddy Up or create a Walk to School Bus!

Walking with other children or trusted "buddies" is a proven way to improve safety for children.



Park and walk

Find a parking spot 2-3 blocks away from the school and walk.

*****Finding a parking spot around the school can be very difficult and sometimes dangerous when all of the students are arriving at school.*****

For safety reasons, we ask that you NOT drive into the parking lot.

Oral Language Development

A focus in the primary program



Speaking



Listening



Building
Vocabulary

Oral Language Development

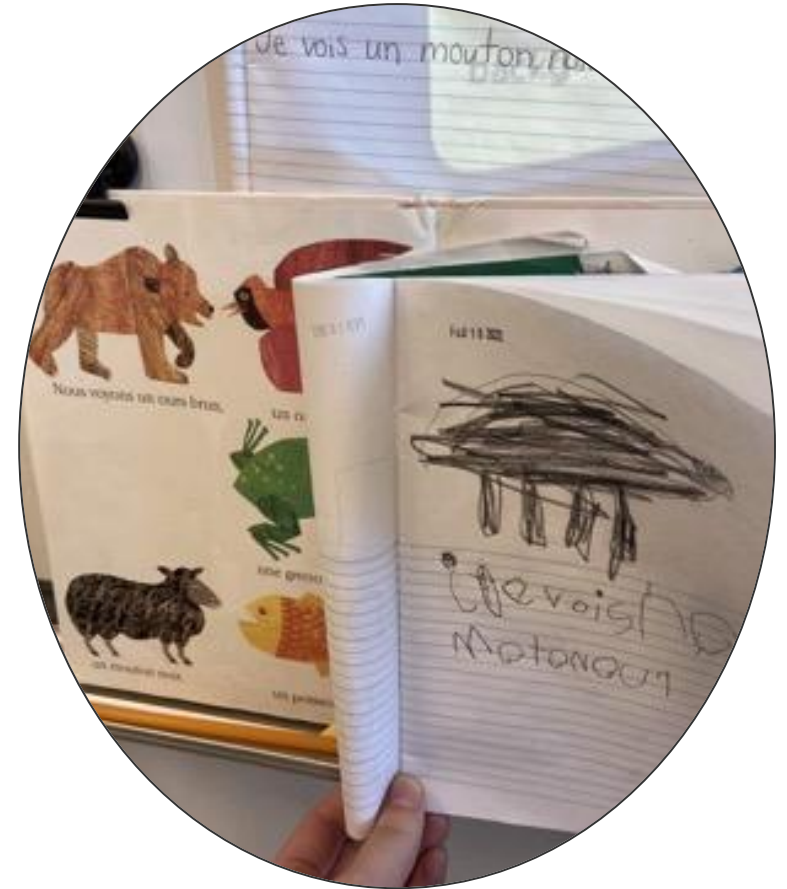


Literacy at LMST


Students will listen to and read/view stories, poems, and books.

They will write and draw each day.

They will learn how to speak and listen respectfully in a classroom setting.



Literacy at LMST



Mathematics at LMST



Teachers provide a variety of hands-on and interactive math experiences for students.

The math program focuses on number sense, geometry, patterning, measurement and problem solving.

Integrated Curriculum

(Health, Art, Science and Social Studies)

In **Health**, students learn about safety, making healthy choices and conflict resolution.


In **Art**, children will learn how to use a variety of materials to create.

In **Science**, students learn about living and nonliving things and the environment.

In **Social Studies**, the focus is on the our community.

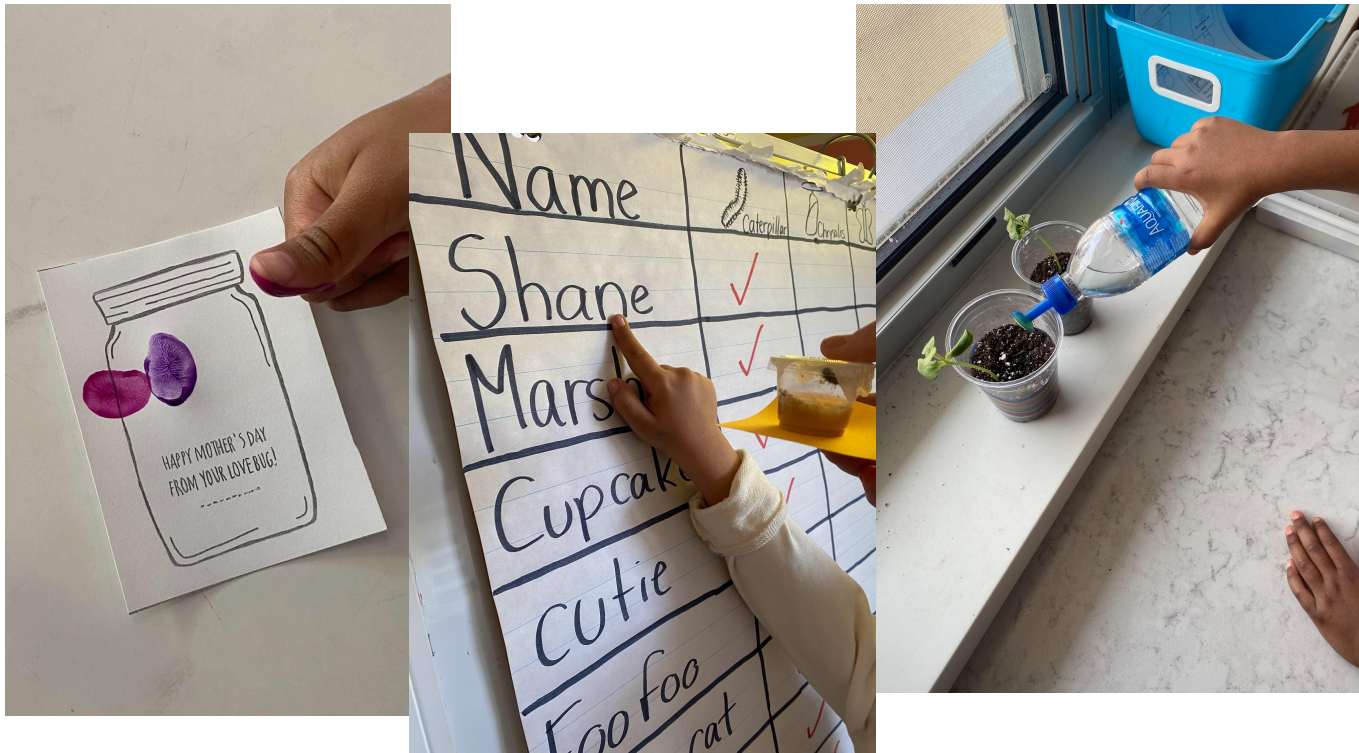


An integrated approach to learning



Integrated Curriculum

(Health, Art, Science and Social Studies)




Specialists



5 Day schedule

- Music- 2 classes per week
- Physical Education- 3 classes per week
- Library- 1 class per week
- Cross Age Learning Buddies- scheduled by teachers



Recess and Lunch

Parents are asked to supply students with healthy foods

(NUT FREE & SCENT SENSITIVE)

Students usually eat inside before or after the outdoor break.

It is important to listen to weather reports.



Dress your child appropriately for the weather!
(Layers are great for fluctuating temperatures and wind.)



We can't wait to teach your children and we welcome you into the LMST community!